

SureBuilt

Concrete Forms & Accessories



Edge Form Brackets



Edge Form Bracket 6x7


Stop cutting lumber blocks for bracing and start forming faster with the reusable Edge Form Bracket.

The one-piece plastic design is a wedge-shape that braces tilt-up edge forms. The Edge Form Bracket has a 6" side for thinner slabs (6" to 7") and a 7" side for thicker slabs (7" to 8-1/2").

Both sides of the Edge Form Bracket have a flat surface with holes for attachment.

The top of the Edge Form Brackets should always be positioned below the overall form height so they do not interfere with concrete screeding or finishing.

Edge Form Bracket 6x7	
Part No.	Description
SBEFB6X7	Edge Form Bracket 6"x7"



The 6x7 Edge Form Bracket can be nailed, screwed or glued to lumber and concrete. The brackets can be stripped, stacked, saved and reused.

Edge Form Bracket 9x11


Stop cutting lumber blocks for bracing and start forming faster with the reusable Edge Form Bracket.

The one-piece plastic design is a wedge-shape that braces tilt-up edge forms. The Edge Form Bracket has a 9" side for thinner slabs (9" to 11") and a 11" side for thicker slabs (11" to 13").

Both sides of the Edge Form Bracket have a flat surface with holes for attachment .

The top of the Edge Form Brackets should always be positioned below the overall form height so they do not interfere with concrete screeding or finishing.

Edge Form Bracket 9x11	
Part No.	Description
SBEFX9X11	Edge Form Bracket 9"x11"



The 9x11 Edge Form Bracket can be nailed, screwed or glued to lumber and concrete. The brackets can be stripped, stacked, saved and reused.

Edge Form Bracket

Edge Form Brackets are available in 5" and 7" heights to brace standard lumber dimensions. The top of the bracket sits just below the overall form height so they do not interfere with concrete screeding or finishing.

Both sizes of the Edge Form Bracket have a 5"x6" base for slab attachment and three holes in the upright for form attachment. Once positioned, the base can be glued or anchored to the concrete floor.

Once forming is complete, all the Edge Form Brackets are removed and saved for reuse on the next project.



Edge Form Brackets are available in 5" and 7" heights to brace the standard lumber dimensions typically used for tilt-up panel forms.

Edge Form Bracket	
Part No.	Description
SBFB5	Edge Form Bracket 5"
SBFB7	Edge Form Bracket 7"

Bracket Accessories

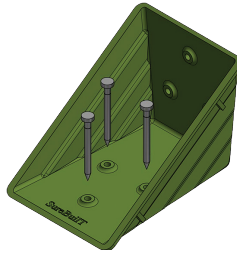
Using the specially-designed Sticky Pad or Spray Adhesive for attachment eliminates holes in the concrete slab. The brackets are scraped free and saved, once forming is complete.




All the Edge Form Brackets can be attached with a Sticky Pad or Spray Adhesive. The brackets are scraped free when forming is complete.

Accessories	
Part No.	Description
SBGD2111	Sticky Pad 5-1/4"x6-1/4"
SBGD1111	Spray Adhesive - 14oz
SBGD1121	Spray Adhesive - 14oz Inverted
SBLHSCR	Long Handle Scraper
SBGRXYL	Glue Remover - 1 gallon
SBFBNP45	Nail Pinch 0.095x4-1/2" Nylon


Tack It - Edge Form Brackets* have sides with holes for nail attachment to lumber and concrete. 1/4"x1" plastic nails are available.



Stick It - Edge Form Brackets have flat sides for Spray Adhesive or Sticky Pad attachment.



Scrape It - Edge Form Brackets can be removed from surfaces with a long-handle scraper and cleaned.



Stack It - Edge Form Brackets "nest" together for handling and storage.

